

2024 FINANCIAL INDICATORS

CONSOLIDATED FINANCIAL PERFORMANCE

Unit: billion VND

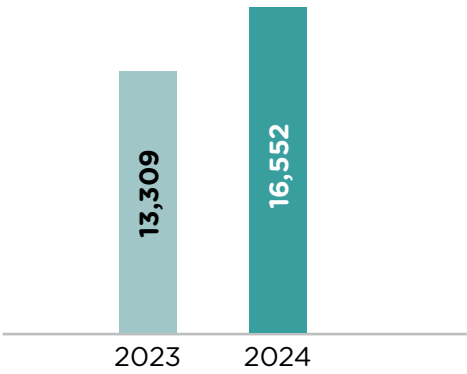
Item	31/12/2023	31/12/2024	% Increase (Decrease)
TOTAL ASSETS	13,309	16,552	24%
Current assets	9,565	13,220	38%
Non-current asset	3,744	3,333	-11%
TOTAL RESOURCES	13,309	16,552	24%
LIABILITIES	1,764	5,372	205%
OWNER'S EQUITY	11,545	11,180	-3%
• Charter capital	3,914	3,914	0%
TOTAL REVENUE	14,038	13,878	-1%
TOTAL COST	13,349	13,211	-1%
INTEREST	51	48	-6%
EBIT	739	715	-3%
PROFIT BEFORE TAX	691	669	-3%
PROFIT AFTER TAX	530	554	5%
• Profit after tax of minority shareholders	10	17	59%
• Profit after tax of parent company	519	538	4%

FINANCIAL INDICATORS

Item	2023	2024
Liquidity ratios		
Current ratio	6.44	2.54
Quick ratio	5.16	2.21
Solvency ratios		
Total debt/total assets	13%	32%
Total debt/total equity	15%	48%
Operational capacity ratios		
Inventory turnover	4.12	6.37
Net revenue/total assets	0.88	0.90
Profitability ratios		
Net profit after tax/Net revenue	3.9%	4.1%
ROE	4.1%	4.9%
ROA	3.4%	3.7%
EPS	1,030	1,078

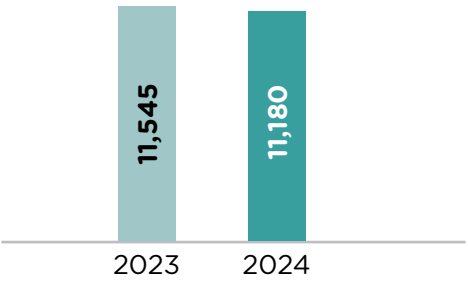
TOTAL ASSETS

Unit: billion VND



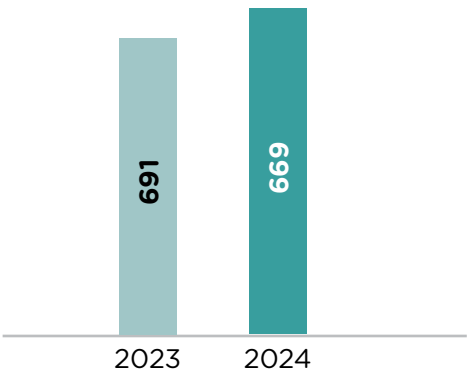
OWNER'S EQUITY

Unit: billion VND



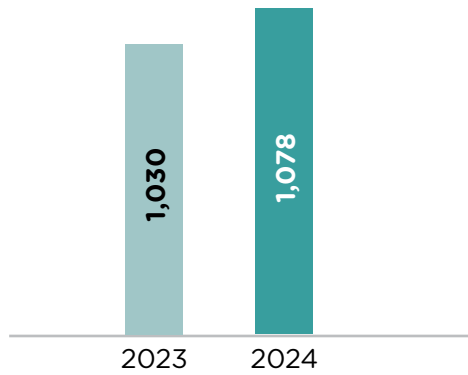
PROFIT BEFORE TAX

Unit: billion VND



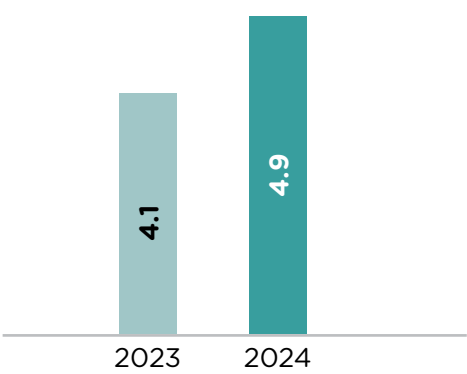
EPS

Unit: billion VND



ROE

Unit: %



ROA

Unit: %

